

somnins®

Catalog 2023

Autumn





Welcome to the world of Somnins!

We are very proud to share with you our world, the world where dreams come true. Let yourself be seduced by the magic of our books, that will take you far away... back to that time when you were a child.

In this catalogue you will find our creations in different formats, for any taste and age, made with dedication and love: nice board books for the little ones, activity books to spend a good time playing, albums to read, look and find books to learn history, and atlas to follow adventures and learn a lot.

Take a relaxing time to scroll the pages of our catalogue and do not hesitate to contact us for any interest you have.



NEW

Advent Activity Book

A book with flaps to enjoy every day of Advent. It contains 24 surprise activities under the flaps, to do at home, in the street, with family or friends. A different way to enjoy the countdown that brings us closer to Christmas day.

By Gina Samba and Roger Simó


Size: 280 x 280 mm

Pages: 14

Binding: board book with flaps
+ 3 years old

Rights: sold in Spanish and Catalan.

With
flaps on
each
page



Fun
activities



Hoy Max y Cloe han ido al mercado de Navidad a comprar una flor de Pascua:
—¡Mira, Cloe, qué luces tan bonitas para decorar la casa!
Cloe no da abasto con tantas luces, árboles y figuritas.

NEW

What's in there

It's a series of non fiction books with flaps. Nature and Univers are the first two titles. Each book includes interesting topics of knowledge supervised by and expert. Besides, you can read a nice story, where some children will show us what is the world around us like.

Illustrated by Leire Martin and Rocío Sánchez
Scientific advice: Parc Astronòmic Muntanyes de Prades & Arcadi Pujadas (biologist)

Eduteintment
books



Size: 230 x 280 mm

Pages: 16

Binding: board book with round corners
+ 12 months

Rights: sold in Catalan and Spanish.



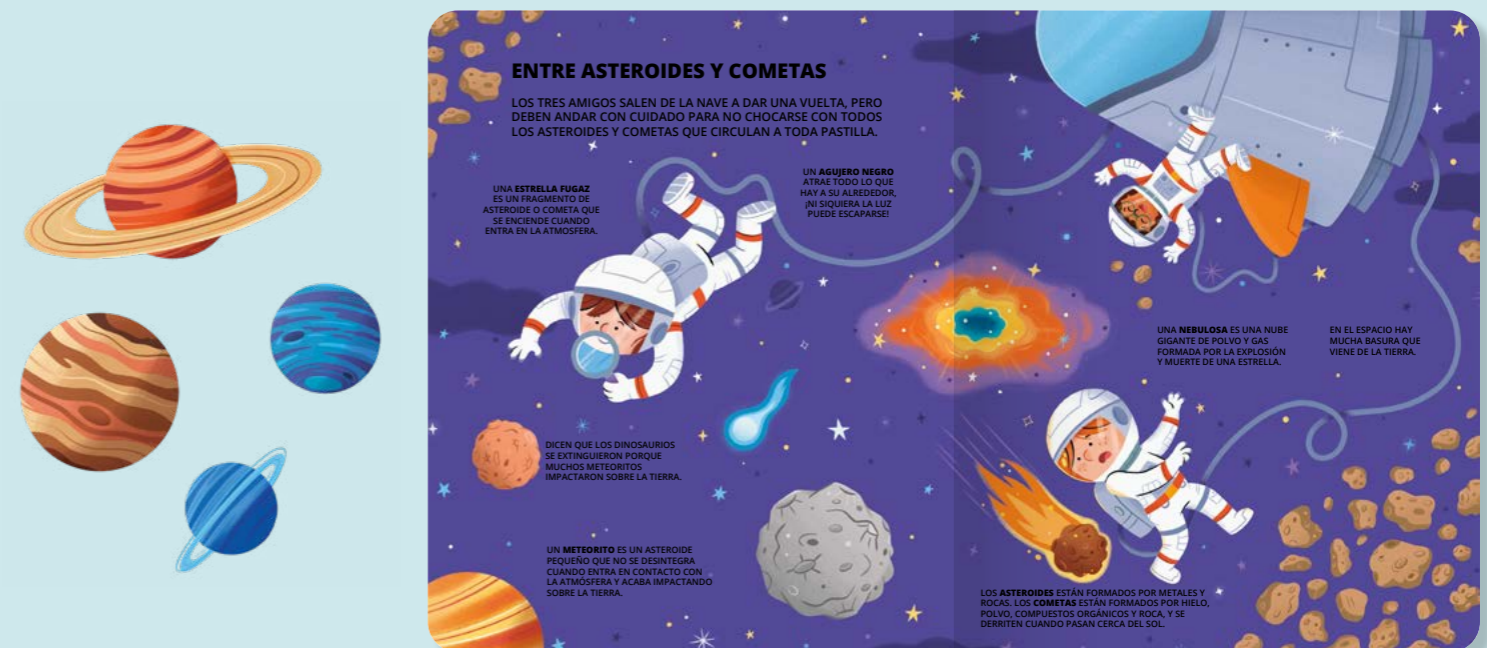
What is hidden in the nature



More
than
50 flaps



What is hidden in the universe



Mon & Pin

Let's find out Mon&Pin's world. A series of hardy board books for the little ones. Children will fall in love with these two charming characters and they will learn about human values as: solidarity, empathy, love and sense of humour. Basic concepts such as numbers, colors, shapes and animals will be useful to discover a nearby and surprising world.

Illustrated by Marta Biel

Size: 180 x 180 mm

Pages: 22

Binding: board book
+ 12 months

Rights: sold in Catalan and Spanish.

Colourful
illustrations



Colours



Well-worked
pedagogical
concepts

Numbers



Mon & Pin

Let's find out how Pin is going to develop her first skills as learning how to pee on the toilet, get dressed alone, go to sleep quietly and give up the dummy. Amazing stories that will make smile toddlers and parents.

Illustrated by Marta Biel

Size: 200 x 200 mm

Pages: 22

Binding: board book

+ 12 months

Rights: sold in Catalan, Spanish and Slovak.

Surprising flaps to lift



I had an accident

En el colegio, algunos de sus amigos también hacen pis en el váter. Aunque no siempre tiene ganas. Pin se sienta con ellos... ¡por si acaso! ¡Y lo hace muy bien!



Funny stories

I want a pacifier

A Pin le encantan los chupetes. Tiene un montón, y de colores distintos. ¿Los ves?





Travel through history

Look & Find

A new series to discover the most important moments of our past. Be fascinated by these two characters: Marcia and Rita, and have fun with this amazing look and find.

Size: 230 x 280 mm
 Pages: 20
 Binding: board book
 + 6 years old

Rights: sold in Spanish, Catalan and Simplified Chinese.



LES PIRÀMIDES DE GIZEH
 La Màrcia i la Rita han aterrat a l'antic Egipte amb la seva màquina del temps. El combustible per sortir-ne és a dir de l'una de les piràmides de Gizeh i la reina Cleopatra és l'única que té la clau per entrar-hi. Les companyes a buscar la grua faranona?

FÀCILS



DIFÍCILS



INTROBABLES



With different levels of difficulty



L'AQUEDUCTE DE SEGÒVIA
 Avançant per la península Ibèrica arribem a Segòvia on es construeix un aqueducte per portar aigua a la ciutat i regar els camps. L'arquitecte explica a la Màrcia que farà 728 metres, més que 7 camps de futbol posats en fila!

FÀCILS



DIFÍCILS



INTROBABLES



Classic tales

Be seduced by the magic of classic tales in a unique collection with strong sliders to push and pull that will captivate the little ones. These hardy board books are perfect for toddlers.

Illustrated by well-known illustrators.

Size: 190 x 190 mm
 Pages: 10
 Binding: board book
 +3 years old

Rights: sold in Catalan, Spanish and Portuguese.

BEST SELLER
 More than
 1 million
 copies



The wolf and the seven goats



Al ver la pata blanca, abren la puerta presurosas.
 —¡Qué cabritas tan tiernas y tan sabrosas!

El lobo hambriento las devora sin ninguna compasión, excepto la pequeña, que se esconde en la confusión.



Surprising sliders and wheels

Cinderella



Cenicienta entra en palacio y el príncipe se enamora.
 Bailan toda la noche, y Cenicienta no piensa en la hora.

Hasta que suena la campanada y ella corre hacia el portal.
 Y mientras baja por la escalera, pierde su zapato de cristal.

Welcome




This is a funny cut-out book series with figures to read and play with. Unfold the book, open the doors and windows and have a good time, reading the story, assembling the animals and putting them with their families.

By Gina Samba and Marta Dansa

Size: 260 x 290 mm
 Pages: 10
 Binding: leporello
 + 3 years old

Rights: sold in Catalan and Spanish.

A book for playing with 7 cut-out figures





Let's go

A seek-and-find and observation book ideal for the little ones.
 Two titles launch a collection full of stories hidden in the illustration and with an interactive seek-and-find element.
 The perfect book to enhance the little one's concentration and imagination.

Illustrated by Maria Tarragó

Size: 220 x 260 mm
 Pages: 28
 Binding: board book with round corners
 + 3 years old

Rights: sold in Spanish and Catalan.



A seek and find book



NEW

Paint and learn with Mon & Pin



Thrilling activities with your favourite characters. Two different titles in which children will have fun painting supercute draws and improving the first school learning by doing the activities.

Illustrated by Marta Biel

Size: 240 x 240 mm
 Pages: 24
 Binding paperback
 +3 years old


Rights: sold in Catalan and Spanish.

Thick line drawing
 Easy paint




Learn with Mon&Pin

RESSEGUEIX EL NÚMERO 1



Practica el número 1




BUSCA I ENCERCLA ELS OBJECTES DELS QUALS NOMÉS N'HI HA 1




Pedagogical activities



Colour with Mon&Pin



EN MON TOCA LA GUITARRA I LA PIN JUGA.



NEW

Supercool paint and learn



Colour and learn with this series of supercool books: animals and dinosaurs. Each title includes a stackable pen with six different colors. Ideal to take out wherever you want. Children will have fun and they'll forget the screens.

Illustrated by: Iria Aldrey


Size: 160 x 220 mm
Pages: 48
Binding: wire-o and back case
+3 years old

Rights: available in all languages.



A stackable pen with 6 colors



Did you know koalas have few friends?



Surprising curiosities



Art starts with a point

The point is the origin of any piece of art. Discover how 10 different artists uses the point in their artworks. Here you can also practice yourself their style through amazing proposals. Become a true hero of the point!

Designed by Natalia Margarit

Size: 297 x 210 mm
 Pages: 48
 Binding paperback
 +3 years old

Rights: sold in Catalan and in Spanish.



With curiosities about the artists

Hilma af Klint
 Ningura Napurrul
 Georges Pierre Seurat
 Yayoi Kusama
 Lichtenstein

Paul Klee
 Vasili Kandinski
 Sophie Taeuber-Arp
 Sonia Delaunay
 Paul Sharits

La flor mágica

Usa la técnica de Seurat llenando de puntos esta flor que ves aquí dibujada. Fíjate en el color de cada pétalo y recuerda que, para conseguir colores secundarios, debes combinar colores primarios.



AHORA TE TOCA A TI


- 1 Coge rotuladores de punta fina de diversos colores.
- 2 Fíjate bien en los colores que predominan en cada uno de los pétalos.
- 3 Pinta un punto junto a otro para conseguir el color indicado hasta cubrir todo el pétalo.
- 4 Si no quieres copiar los colores de la flor porque te gustan otros, escoge los que tú quieras. Recuerda tener paciencia y puntear.

También puedes usar témperas.



¿QUÉ NECESITAS?

- Rotuladores de colores primarios.



Mi vestido

Utiliza la técnica de la artista y diseña tu propio vestido. Recuerda que Sonia Delaunay pintaba con colores diferentes para crear contrastes.



AHORA TE TOCA A TI

- 1 Mírate en el espejo e intenta dibujar el contorno de tu cuerpo. Solo las líneas exteriores.
- 2 Llena esta línea con círculos de diferentes medidas, según la parte del cuerpo que quieras dibujar.
- 3 Recuerda dibujar franjas anchas para que los círculos no se escapen.

¿QUÉ NECESITAS?

- Rotuladores de colores.
- Regla.
- Tazas de medidas diferentes o un compás.



Cool days

An original series which can be personalized with pictures, text and draws done by young readers themselves who can create a unique book with the story of their own lives.

By Carme Dolz and Esther Méndez

Size: 200 x 230 mm
 Pages: 32
 Binding: hardcover
 +5 years old

Rights: sold in Spanish, Turkish, Thai, English (for Thailand) and Simplified Chinese.



A perfect present, a handmade gift



Origami Gifts

Would you like to create original presents just by folding a paper? In this book you will find ideas to make beautiful presents to give to anyone you love.

Size: 225 x 235 mm
 Pages: 96
 Binding: paperback
 + 8 years old

Rights: available in all languages.



More than 60 original patterns

FUNNY BOOKMARK

Difficulty: LOW

STEP BY STEP

- 1 Fold the paper in half on the diagonal. Fold the two bottom corners up along the dotted lines.
- 2 Unfold and fold down the upper triangle.
- 3 Fold the two bottom corners up and then tuck the edges of the folds you just made into the central triangle.
- 4 Turn the paper over.

HOW TO DECORATE IT
 Let's put a cat face on your origami bookmark.

1. Take the pink paper and put some glue on one side. Paste it inside the bookmark. This will be the mouth of the cat.

2. Cut 2 triangles on the paper left over from the origami. These will be the ears of the cat. On the white paper cut 2 circles for the eyes. On the black paper cut 1 smaller triangle (the nose), 2 smaller circles (the eyes) and 4 thin pieces (the moustache).

3. Paste all these elements with some glue and complete the cat face. If you don't feel like cutting, you can draw the face with your favorite colours.

Now that you know how to decorate it, you can make the decoration you like most: a clown, a dragon, a fish...

YOU WILL NEED:
 • Scissors.
 • Glue.
 • Pink, white and black paper.
 • A piece of paper left from the origami.



Step by step to make it easy

SURPRISING WALLET

Difficulty: MEDIUM

STEP BY STEP

- 1 Fold and unfold the paper along the two diagonals to make two creases. Then fold and unfold two of the corners to the center along the dotted line. Again fold the two corners to the center, as shown in the illustration.
- 2 Turn the paper over. It has a hexagon form.
- 3 Make to folds to the centre. Now fold the edges of the triangle by the dotted line. There will be two strips.
- 4 Fold each strip by itself. Turn the paper over.
- 5 Fold down the upper triangle and fold up the bottom triangle, as shown in the illustration.
- 6 Fold the third part of the top layer down and fold the third part of the bottom up putting the edges inside the top part folded.
- 7 Fold the paper in half.

HOW TO DECORATE IT
 You can use the origami wallets for many things:

- keep your cards, your money and even secret memories.
- give the wallet including inside and invitation to a party, or tickets to go to the cinema or to the theater...

Besides, you can personalise your wallet in many ways:

- drawing a border,
- putting some stickers,
- or writing the name of the person to whom you give the wallet.

YOU WILL NEED:
 • Colour pens.
 • Scissors.
 • Stickers.

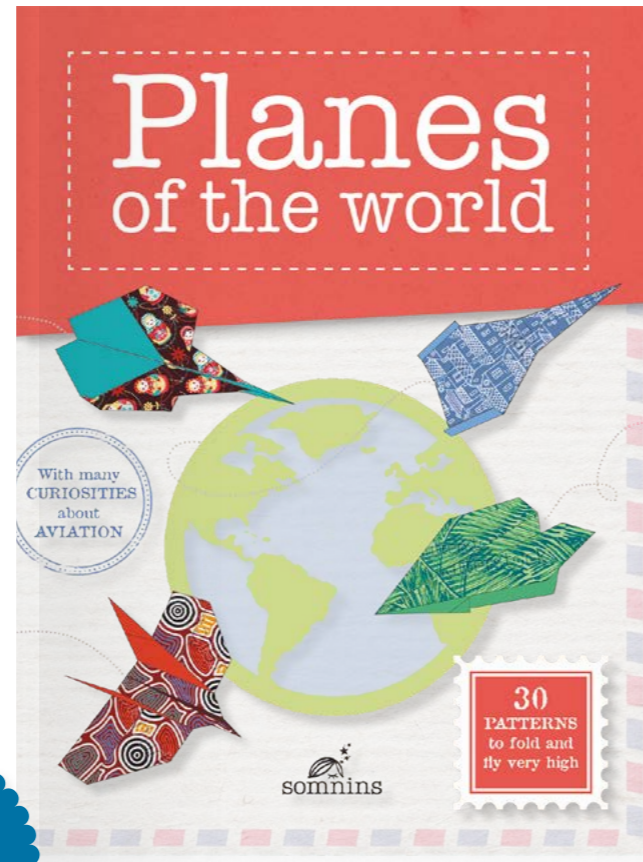


Planes of the world

Do you want to know everything about aviation? Are you absolutely crazy for origami? In this book you'll find out a lot of curiosities about planes and you'll become an experienced pilot just by folding a sheet of paper.

Size: 210 x 280 mm
 Pages: 96
 Binding: paperback
 +6 years old

Rights: sold in Spanish, Catalan and Simplified Chinese.



With 30 patterns to fold



With curiosities about aviation



Paper animals


Would you like to learn how to make paper animals just by folding a sheet of paper?

In this book you will find 14 different animals, with step-by-step instructions and different levels of difficulty, that will help you become an origami expert.

Once you have all the animals ready, fold the giant boat at the end of the book and take all the passengers on board. Are you ready to sail?

Size: 230 x 225 mm
 Pages: 96
 Binding: paperback
 + 6 years old

Rights: sold in English (for North America), Catalan and Spanish.



Paper planes

A great book to learn how to make all sort of fun paper planes and containing 14 different models + 30 pattern papers. With the descriptive step by step instructions, you'll become an experienced pilot in no time! Have a safe flight!

Size: 210 x 280 mm
 Pages: 96
 Binding: paperback
 + 6 years old

Rights: sold in Catalan, French and Dutch.



NEW

World atlas to get to know our planet better and respect it

Learn everything about nature and planet treasures, discover how fragile is the balance of life on earth and become an activist against the climate change. In this world atlas with beautiful illustrations and plenty of details, you'll understand how human beings can damage the planet, but also how do we need to respect it and inhabit it on a sustainable way.

By Gina Samba and Roger Simó
Scientific advice: Xavier Sabaté

Size: 230 x 290 mm
Pages: 56
Binding: hardback
+ 6 years old

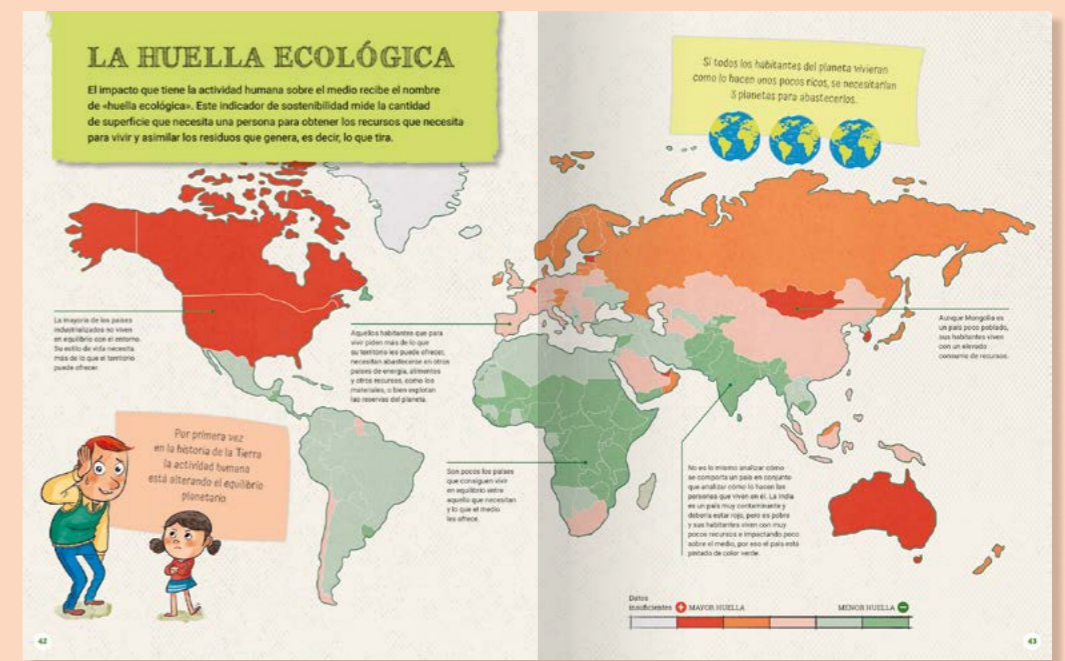
Rights: sold in Spanish and Catalan.



With scientific advices by an expert on natural environment



The book the earth needs



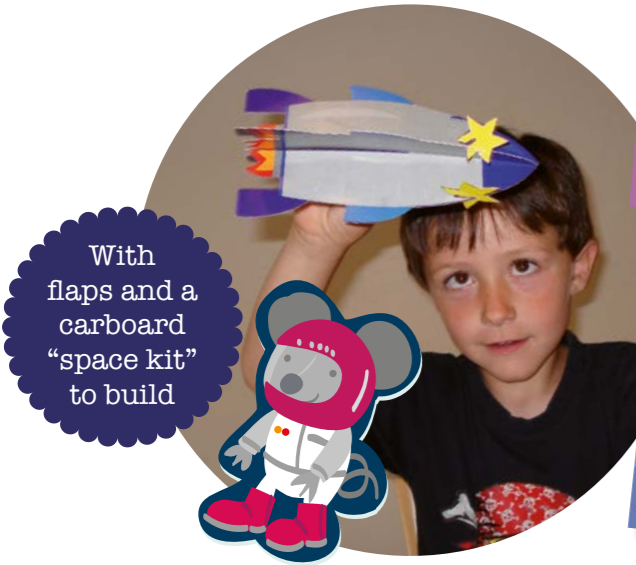
My fun space atlas

Follow the adventure of Rita the mouse as she travels through the space to find her cousin Ramon. A book that combines captivating information and narrative fiction for an unforgettable journey through space. Includes a space rocket to build at the back of the book.

By Gina Samba and Marta Dansa

Size: 300 x 250 mm
Pages: 48
Binding: hardback
+ 4 years old

Rights: sold in Simplified Chinese.



With flaps and a cardboard "space kit" to build

My fun world Atlas

Rita is a curious little mouse with a big mission: bringing a box of cheese to her cousin, Ramon, who lives in the Antarctic. In order to do that, she's got to travel across the continents. A great book to learn about animals, landscapes and traditions in different parts of the world.

By Gina Samba and Marta Dansa

Size: 330 x 250 mm
Pages: 56
Binding: hardback
+ 4 years old

Rights: sold in French, Spanish, Catalan and Simplified Chinese.



With flaps and a memory game to play with



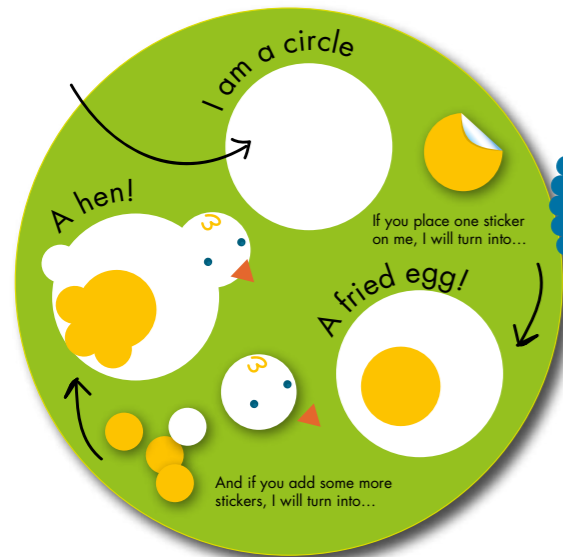

Funny shapes

After the bestselling series, *Create your own characters*, we created *Funny shapes*. An amazing book to learn shapes with stickers. You will be able to create 50 different figures with more than 250 stickers. Just follow the model or let your imagination run.

Illustrated by Marta Dansa

Size: 220 x 230 mm
 Pages: 56 + 10 sheets of stickers
 Binding: paperback
 + 3 years old

Rights: sold in Italian, Catalan and Spanish.




Learn the shapes with stickers



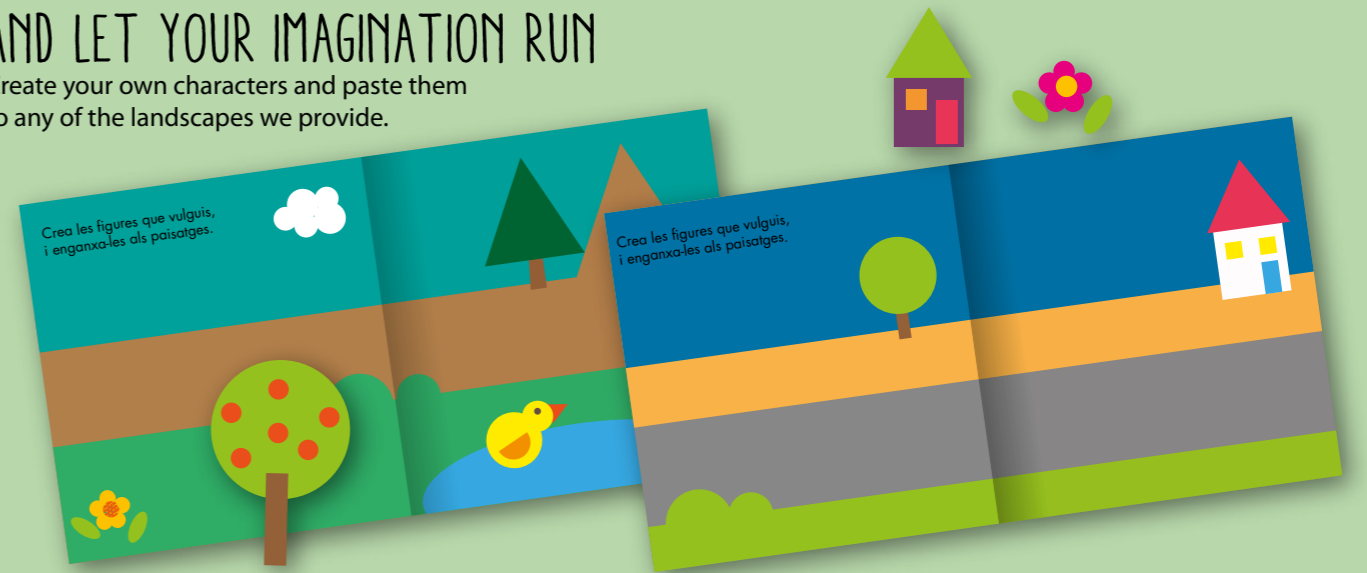
COPY THE MODEL

You will find all the stickers you need at the end of the book.



AND LET YOUR IMAGINATION RUN

Create your own characters and paste them to any of the landscapes we provide.



Create our own characters

Our bestselling series. From a variety of fun reusable stickers you can create many characters just adding eyes, mouths, nose, hair, accessories to colour circles, turning them into the funniest animals, people or your favourite food. The possibilities are endless.

By Gina Samba and Marta Dansa

Size: 200 x 200 mm
 Pages: 24
 Binding: paperback
 + 3 years old

Rights: sold in French, Spanish and Catalan.




Little entrepreneurs

An exciting series for young budding entrepreneurs. Choose a name for your business, design your logo, decorate the premises, decide the price of your products and when you have finished, complete the menu or the fashion catalog at the back of the book. Show it to your friends and play together!

By Marta Dansa

Size: 300 x 230 mm
 Pages: 48
 Binding: paperback
 + 6 years old

Rights: sold in English (for North America), Italian, Spanish and Catalan.



With a menu to complete



Create Your Own Pizzeria

Create Your Own Boutique

My scryptale

Discover the classical fables in this original series that lets you customise them becoming uniques. Choose, cut and paste the patterns that you like and your tale will turn into a very special one.

Written by Tina Vallès
 Illustrated by Sigrid Martinez & Màriam Ben-Arab

Size: 220 x 240 mm
 Pages: 32 +7 patterns
 Binding: hardback
 + 5 years old

Rights: sold in Spanish and Catalan.



On the following day, the cock gives the signal to begin the race:
 - cock-a-doodle-do!
 The tortoise starts trudging slowly but determinedly.
 - One, two, one, two
 The hare looks at him and can't stop laughing.
 - He, he, he! Don't go that fast!



Choose, cut & paste

Tales to read and play with

An adorable carrying case containing four classic tales, 28 pieces of puzzle and a wipe clean pen. Children enjoy reading the tales, assembling stories and drawing. A fun way for the young ones to familiarize themselves with *Thumbelina*, *Goldilocks*, *The Three Little Pigs* and *Little Red Riding Hood*.

By Gina Samba and Maria Tarragó

Size: 190 x 252 mm
 Pages: 12 and 28 pieces of puzzle
 Binding: carrying case
 + 3 years old

Rights : sold in Catalan and Spanish.



Read, imagine, draw and assemble stories



Build stories with the pieces



One book with 4 different tales



28 pieces of puzzle: 7 for each story



3 different endings



Draw with the marker pen your own ending

With a marker and wipe clean pages




The invisible threads

A sensitive book about human relationships. With tender illustrations and a beautiful poetic text this album is about invisible threads, that you can not see but exist: those threads that connect you to the people you love, to the people you enjoy being with, to the people you learn from, and laugh and play with... Turn the pages and you will find the magic of these threads.

By Montse Torrents and Matilde Portales

Size: 230 x 280 mm
 Pages: 28
 Binding: hardback
 + 4 years old

Rights: sold in Spanish (for Spain and Latin America), Catalan, Basque and Galician.




Our contact details:


For general queries: info@somnins.cat


For translation rights: miriam@luna-books.es



Follow us:

 [@somnins](https://twitter.com/somnins)

 [@somnins](https://www.facebook.com/somnins)

 [@somninsedicions](https://www.instagram.com/somninsedicions)

